

A decorative border of watercolor flowers and greenery surrounds the central text. The flowers include large pink peonies, yellow-orange peonies, and blue roses. There are also smaller purple berries and a tiny pink five-petaled flower. The leaves are various shades of green.

— Hey! It's —
Oh, So Pretty



IMAGE © [AMANDA COLLINS](#)
STATIONARY BY [BEAUTIFULLY NOTED](#)

WELCOME TO HEY IT'S OH SO PRETTY

Thank you for purchasing your fine art textiles from Hey it's Oh So Pretty! We appreciate your help in supporting small, family run companies like ours. Now that you are officially part of the “family” we would love to teach you all the ins and outs of our products. As you may know, we hand make both colorful silk ribbons and silk runners as well as fine art gauze items like runners and napkins. Make sure to read on so that you know how to love and care of your new items!

ABOUT STEPHANIE & NICK

Nick and I (Stephanie) started Hey It's Oh So Pretty soon after hosting a wedding photography workshop. You heard that right! I used to be a wedding photographer and Nick used to do video. We rented a villa in France and I knew I wanted pretty textiles for the styled shoots. I got to work hand dying fabric. They turned out so lovely that many of the attendees told me I should sell ribbons... and so I did.

In mid 2018 we realized that we had to make a choice between photography and creating stunning textiles. There just wasn't enough time in the day to do both. We made the difficult decision and went with ribbon! We haven't looked back since. We are in love with the products that we make and we hope that you love them as much as we do!



IMAGE © [JESSICA ANGELL PHOTOGRAPHY](#)
FLORALS BY [BY ROOTS FLOWERS & EVENTS](#)

LUXURY RIBBON

We carry 4 different types of silk for our ribbons. To better understand our product you must understand that “Silk” is the material that the fabric is made from. There are numerous types of silk fabrics out there, each having a different feel and look. Here I will explain what makes our 4 silk types unique.

Crepe de' Chine

Crepe de' Chine or simply “crepe” as some people call it has a very soft had washed feel and a slightly crinkled or “pebbled” texture. It is solid (opaque) and the thickest ribbon that we sell. Often times it looks double the size on the spool due to it's substantial weight.

Habotai

Also known as “china silk” this is the classic silk fabric you see used in all kinds of projects from shirts to sheets. This silk fabric has a soft and supple hand and a beautiful sheen. It too is some-what solid (opaque) but it is much lighter weight than the Crepe is.



IMAGE © [THE LOCKHARTS](#)
FLORALS BY [ROYAL BEE FLORAL](#)



Chiffon

Silk Chiffon is an elegant, sheer fabric with a soft, beautiful crepe-like texture. You can easily see through this ribbon. That is what makes it so beautiful and delicate. Due to its delicate nature we do not offer sizes smaller than 1” wide in Chiffon.

Crinkle Chiffon

Similar in almost all ways to the standard Chiffon but with a few differences. This ribbon has a slight crinkle texture to it and because of this texture, the frayed edges can sometimes roll so you don’t see as much of the “fray”. This isn’t usually a problem though, as they look so soft and feminine!



CREPE DE CHINE



HABOTAI



CHIFFON



CRINKLE CHIFFON


TABLE RUNNERS & NAPKINS

Silk Table Runners


Silk table runners come in two different textures. The first is Crepe de' chine which is solid (opaque) & smooth and the second is Crinkle Chiffon which is a crinkled sheer. It hangs with a soft drape onto the table and has a very delicate feel. Available in many different colors. Colors are viewable on our etsy store. See below for the difference in these two silk fabrics. *Images to the right display a Chiffon runner.

Gauze Table Runners & Napkins


Gauze table runners & Napkins are naturally crinkled giving these runners a soft natural look. Bunch them up or let them hang! They have that fine art look that brides are wanting these days. These make the perfect budget conscious choice and comes with a ton of style! *Images to the right show an Ecru runner. Please note that Gauze napkins do not crinkle quite as much as the runners do.



CREPE DE CHINE
SILK



CRINKLE CHIFFON
SILK



GAUZE



IMAGE © THE LOCKHARTS | FLORALS BY ROYAL BEE FLORAL




IMAGE © WHIMSIE PHOTOGRAPHY | FLORALS BY ALACARTE FLOWERS



TAKING CARE OF SILK RIBBON & RUNNERS

PRESSING / IRONING YOUR RIBBONS

When your ribbons first arrive they will either be on spools (1", 1.5" or 2 " sizes) or in folded bundles (1/2" or any ribbon 2.5" or larger). If your ribbon is on a spool, they will already have been pressed. However if you need to freshen them up, place an iron on the high setting then gently run the ribbon across the iron's metal plate. There is no need to press the iron onto the silk. Simply leave the iron sitting on the table and holding the ribbon ends, slide the fabric across the iron. Our crinkle chiffon ribbons come pre-pressed but if you want them to be more crinkled simply spray them with clean water from a water bottle and hang dry. The crinkles will become more noticeable although the width of the ribbon may slightly narrow due to the crinkling.

CLEANING YOUR RIBBONS

All silk should be washed by hand with a pH neutral soap and carefully rinsed until all soap has been removed. Silk fabric does not like Alkaline water. In fact Alkaline in an extreme can completely dissolve the silk fibers. This is why it is important to use pH neutral soap. Also do not use any soap which contains ingredients such as wax, petroleum, or their derivatives, as these products will leave a residue on your silk and may cause "oil" spots. Silk is very fragile so make sure to wash it gently. Line dry then press if needed.

SILK RUNNERS

Runners can be washed by hand or in a machine on 'delicate' with a pH neutral soap. Use a high spin and tumble dry on 'delicate' until dry. Remove and lay flat to dry or press using a fairly hot iron.



IMAGE © LINDSAY KENNEL PHOTOGRAPHY
FLORALS BY CRISTINA KISIL FLOWERS



IMAGE © CH PHOTOGRAPHY
FLORALS BY ROOTS FLOWERS



FLORALS BY PIXEL POPPY NYC



IMAGE © SPOSTO PHOTOGRAPHY
FLORALS BY OAK AND THE OWL



IMAGE © FEATHER AND TWINE
FLORALS BY COLOR THEORY COLLECTIVE



IMAGE © HANDLEBAR STUDIOS



IMAGE © SPOSTO PHOTOGRAPHY
FLORALS BY OAK AND THE OWL

TAKING CARE OF SILK VELVET RIBBON

PRESSING / IRONING YOUR RIBBONS

When your ribbons first arrive they will be folded bundles and have already been pressed. However if you need to freshen them up, place an iron on the medium setting then gently run the ribbon across (do not put the fuzzy side on the hot iron) moving back and forth until the wrinkles are gone. If you would like your velvet to look purposely crinkled, get it wet, crinkle it up and let it dry completely in the crinkled state.

CLEANING YOUR RIBBONS

All silk velvet should be washed by hand with a pH neutral soap and carefully rinsed until all soap has been removed (this is exactly the same as the standard silk ribbon). Darker velvet colors (like red) can sometimes bleed when wet so please make sure not to get them wet while on the bouquet and keep them from dropping into the vase of water. Also please note that velvet can shed some “fluff” and this is normal.

TAKING CARE OF GAUZE RUNNERS & NAPKINS

CLEANING & DRYING GAUZE

Gauze can be washed by hand and carefully rinsed until all soap has been removed or washed in the washing machine on delicate. Some colors may bleed when wet and is normal. After washing place the gauze in the dryer on high heat for 15 minutes or until dry with a dryer sheet. This will give your gauze that beautiful fluffy texture.

If you would like to rejuvenate the texture simply get the runner wet and throw it into the dryer! Its so simple.

Q & A

WHERE ARE YOUR RIBBONS MADE?

Hey It's Oh So Pretty hand makes each and every ribbon right here in the USA. We are located in Sunny Las Vegas and we produce hundreds of ribbons weekly.

DO YOU OFFER COLOR SAMPLES?

We do have a color swatch pack that includes all of our currently stocked colors. Please note that dyed fabrics can shift in color so each batch will have slight variations. Contact us to purchase your very own swatch pack. We do sometimes closeout colors so be mindful of that.

HOW MUCH RIBBON DO I NEED?

This question varies depending on how long you want your bouquet ribbons but we suggest 1 full roll for bridesmaids and 2 rolls for the bride.

For Paper items, tie a string onto the invitation, vow book, etc. the way you like. Untie it and measure how long the string is to get your length per piece. Each roll of silk has 108" and will usually do 5 invitations when tied around once and stamped with a wax seal.





IMAGE © TIM AND KYLEE
FLORALS BY ELLA FLORA



IMAGE © NATALIE BROACH PHOTOGRAPHY
INVITATION BY OLIVIA GRACE PAPERIE



IMAGE © WHIMSIE PHOTOGRAPHY



IMAGE © MAGGIE SMITH PHOTOGRAPHY
FLORALS BY ALA CARTE FLOWERS

WHAT WIDTH RIBBON SHOULD I GET?

1/2" is good for boutonnieres and small details
 1" is good for invitations, vow books, napkins ties etc.
 1.5" Is good for Bridesmaid Bouquets
 2" + is good for Bridal Bouquets

WHOLESALE AND LARGE ORDERS

If you are a wedding planner, florist or invitation designer please contact us to apply for our wholesale account. Once you are approved as a wholesaler you will be able to get 30% off. Click [HERE](#) if you would like to apply for a wholesale account. If you are not a wholesaler but your order will be 90 yards (30 rolls) or more then contact us to get 15% off your order.

THE RIBBON LOOKS DIFFERENT THAN THE PHOTO ONLINE. IS THIS CORRECT?

We try to get accurate color in each of our photos but viewing images online will look different from one device to the next and will almost always make them feel lighter. You are welcome to purchase our full sample color set if you are unsure what color is best.

HOW LONG OF A RUNNER DO I NEED?

Take the length of your table and add 5 feet (2.5 feet for each side of the table height). If you have an 8 foot table add 8+5 to get 13 feet or 156"

WHAT IS YOUR RETURN POLICY?

All sales are final and we do not offer refunds or exchanges but will issue you a store credit if orders are returned within 14 days of purchase date. Returns must be unused and in the same condition it was shipped. Customer is responsible for any additional shipping costs, as we do not provide return labels and the store credit will be for your total amount spent minus the original shipping fee.

HOW FAST DO YOU SHIP?

Ribbon orders are ready to ship within 24 hours and Gauze Runners usually take 1-3 days. Silk runners take longer, please estimate 3 weeks.

USA ORDERS - are sent USPS. Once an order is shipped you will receive a tracking number. Standard shipping is First class mail and usually takes about 4 days to a week unless you are located close to Nevada (California, Arizona, Utah, etc.) in which case it will be faster.

INTERNATIONAL ORDERS - International orders are sent via DHL only to prevent lost packages. Please note that taxes and custom fees may apply at delivery. These fees vary country to country and are out of our hands.





IMAGE © DANIELLE DEFIORÉ
STATIONERY BY BEAUTIFULLY NOTED



IMAGE © SM PHOTO CT



IMAGE © MAGGIE SMITH PHOTOGRAPHY



IMAGE © FEATHER AND TWINE
FLORALS BY COLOR THEORY COLLECTIVE



IMAGE © GABY J PHOTOGRAPHY
FLORALS BY CULTIVATE GOODS



IMAGE © GOLDEN ARROW
PHOTOGRAPHY

YOU CAN PURCHASE OUR ITEMS FROM ANY OF
THE FOLLOWING LOCATIONS:

WWW.HEYITSOHSOPRETTY.COM

WWW.ETSY.COM/SHOP/HEYITSOHSOPRETTY

OR SEARCH AMAZON FOR:
[HEYITSOHSOPRETTY](#)

FOLLOW US ON:

[INSTAGRAM](#)

[FACEBOOK](#)